

Term  
**1**

STUDENT'S BOOK  
**1**

**WE CAN!**

Yoko Matsuka and Glenn McDougall

**Mc  
Graw  
Hill**

# Introduction

1 Listen and point.



2. Put your bags away.



3. Take out your pencils.



4. Take out your books.




1. Welcome!



5. Please take a seat.





6. Please open the window.

7. Okay.


8. Thank you.

9. You're welcome.

# Unit 1 My Friends


## Talk Time

1 Listen and do.



2 Practice the talks in pairs.

3 Practice with actions.





# Fun Time!

**Grammar Toolbox**  
My name's = My name is

## 4 Greeting Game

Quickly greet five people.



Hello.  
What's your name?



### I Can ...

- say "Hello", "What's your name?", and "My name's ...".
- say "Hello" when I come to class.





# Rhythms and Sounds

1 Listen and chant.



## Hello Chant

Hello, hello, hello.  
How are you?



I'm fine. I'm fine.  
I'm fine, thank you. And you?

2 Listen and pronounce.



1.



2.



3.



3 Listen and chant.



## Good-bye Chant

Good-bye, good-bye.  
Oh, see you again.



Good-bye, good-bye.  
Good-bye to you.



# Fun Time!

## Grammar Toolbox

I'm = I am

### 4 Greeting Relay

Pass the greeting down the line.



### I Can ...

- chant the *Hello Chant* or the *Good-bye Chant*.
- ask "How are you?" when I come to class.



GOAL 03




GOAL 04



# Words

1 Chant and point.

What's this color?



2 Listen and chant.



## Rainbow Chant




Red and yellow and pink and blue,

Purple and orange and green.

I can see a rainbow,

See a rainbow,

See a rainbow now.





# Fun Time!


Grammar Toolbox  
what's = what is

## 3 Color Race

Listen and touch as fast as you can!



Touch something ... yellow.



### I Can ...

- say the names of five colors.
- find three colors in the classroom.





# Phonics

1 Chant and point.



## Alphabet Chant

A B C D E F G

H I J K L M N

O P Q

R S T



U V W X Y Z

2 Color the letters.



# Fun Time!

3 Make a name card.



Write your name, draw some pictures, and show your card.



## I Can ...

- chant the *Alphabet Chant*.
- make my name card.



## Advice Time

Help your friends.



Now go to pages 28-29

11


Unit 1



# Unit 2 My Body

## Talk Time

1 Listen, shout, and do.



2 Practice and do in pairs.






# Fun Time!

## 3 Do It Quickly!

Listen and try to keep up.



### I Can ...

- listen to the teacher and do the body actions.
- say “Close your eyes.” or “Open your eyes.” to a partner.





# Rhythms and Sounds

1 Chant and point.



**Head, Shoulders, Knees, and Toes**

**Head, shoulders, knees, and toes.**

**Knees and toes.**

**Head, shoulders, knees, and toes.**

**Knees and toes.**

**Eyes and ears and mouth and nose.**

**Knees and toes.**

**Head, shoulders, knees, and toes.**

**Knees and toes.**



2 Listen, point, and pronounce.





# Fun Time!

## 3 The Teacher Says

Touch what your teacher says.



The teacher says, "Touch your nose!"



### Grammar Toolbox

**One**  
head  
mouth  
nose

**More than One**  
shoulders  
eyes  
ears

### I Can ...

- chant the *Head, Shoulders, Knees, and Toes* chant.
- tell a friend to touch two body parts.



## Advice Time

Wash your hands.





# Words

## 1 Listen and point.




1. Please stand up.



2. Please come to the front.



3. Please make a line.



4. Please make a circle.



5. Please go back to your seat.



6. Please sit down.




## 2 Listen again, say, and do.



# Fun Time!

## 3 Be the Teacher

Give instructions to your partner.



### I Can ...

- do three classroom actions.
- give two classroom instructions to a friend.



Now go to page 30

17

Unit 2



## Phonics

- 1 Chant and point at the big letters.



### Alphabet Chant

Aa Bb Cc Dd Ee

Ff Gg Hh Ii Jj

Kk Ll Mm Nn Oo

Pp Qq Rr

Ss Tt Uu Vv

Ww Xx Yy Zz

- 2 Chant again and point at the small letters.



# Fun Time!

## 3 Short, Tall, and Tail Letters

Listen and do.



Short letters

a c e i m n o  
r s u v w x z

Tall letters

b d f h k l t

Tail letters

g j p q y



**I Can ...**

- point to and say all the small letters from a to z.
- point to and say the alphabet from z to a.



Now go to page 31

19


Unit 2



# Unit 3 My Family

## Talk Time

1 Listen and say.



2 Practice the talk in threes.

3 Act out the talk in threes.






# Fun Time!

## 4 Let's Shake Hands

Make threes. Introduce each other.



### I Can ...

- act out one of the talks about introducing my brother or sister.
- introduce one friend to another friend.



GOAL 17



GOAL 18

Now go to page 32

21

Unit 3

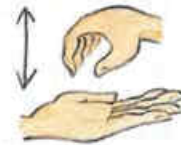
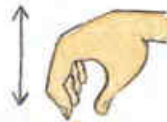


# Rhythms and Sounds

1 Chant and do.



## Five Little Monkeys



Five little monkeys jumping on the bed.



One fell off and bumped his head. Ouch!



Mom called the doctor and the doctor said,



No more monkeys jumping on the bed!

2 Chant and change the names.



Mom



Dad



Grandma



Grandpa



# Fun Time!

## 3 Five Little Monkeys Game

Act out the chant.



### I Can ...

- shout "No more monkeys jumping on the bed!"
- do the hand actions for the *Five Little Monkeys* chant.



## Advice Time

Obey your parents.





# Words

1 Listen, point, and say.



1. Grandpa



2. Grandma



3. Dad



4. Mom



5. brother



6. brother



7. sister

2 Draw a family.






# Fun Time!

## 3 Five Finger Game

Put down your fingers one by one.  
Don't move them!



### I Can ...

- play the Five Finger Game.
- show a family drawing and say who they are.





# Phonics

1 Listen and say.



APPLE



BEAR



COW



DUCK



EGG

2 Trace and copy.

A A A A A

B B B B B

C C C C C

D D D D D

E E E E E



3 Listen and write.

A B C D E



1. **A** P P L E




2. **B** E A R



3. **C** O W



4. **D** U C K



5. **E** G G



## Fun Time!

4 Guess the Letter



Write in the air and ask your partner.

What's this letter?



It's an E!  
It's a C!



### I Can ...

- make the sound of the letters A, B, C, D, and E.
- write the letters A to E in the air.



# Alphabet Jingle

CD3 02

1 Listen and say.

CD3 03

2 Point and say.

CD3 04

3 Say the key words.

apple



A a

bear



B b

goat



G g

hat



H h

ink



I i

jet



J j

octopus



O o

pen



P p

quilt



Q q

rabbit



R r

wolf



W w

fox



X x

yard



Y y

zebra



Z z





C c



D d



E e



F f



K k



L l



M m



N n



S s



T t



U u



V v



Activity 1: Listen and touch the words. Use all ten fingers!



Activity 2: Cover five words. Listen and play Word-finder.

# Letters: Tracing and Writing

① Trace and write.



apple



APPLE



bear



BEAR



cow




COW



duck



DUCK



egg



EGG



## 2 Trace and write.



f

fish

F

FISH



g

goat

G

GOAT



h

hat

H

HAT



i

ink

I

INK



j

jet

J

JET

3 Trace and write.




k

k iwi

K

K IWI



l

l ion

L

L ION



m

m onkey

M

M ONKEY



n

n est

N

N EST



o

o ctopus

O

O CTOPUS



4 Trace and write.



p

pen

P

PEN



q

quilt

Q

QUILT



r

rabbit

R

RABBIT



s

sun

S

SUN



t

tiger

T

TIGER

5 Trace and write.



u

u mbrella

U

U MBRELLA



v

v ase

V

V ASE



w

w olf

W

W OLF



x

fo x

X

FO X



y

y ard

Y

Y ARD



z

z ebra

Z

Z EBRA



# Word List

Again p 6	Little p 22, 23	White p 8
Apple p 26, 27	Make a circle. p 16	Window p 3
Bags p 2	Make a line. p 16	Yellow p 8, 9
Bear p 26, 27	Mom p 22, 24, 25	
Bed p 22, 23	Monkeys p 22, 23	
Blue p 8	Mouth p 14, 15	
Books p 2	My name p 4, 5, 11	
Brother p 20, 21, 24, 25	Nice to meet you. p 20, 21	
Brown p 8	Nose p 14, 15	
Circle p 16	Okay! p 12, 17	
Clap p 12, 13	One p 15, 21, 22, 25	
Close p 12, 13	Orange p 8	
Color p 8, 9	Open p 3, 12, 13	
Come to the front. p 16	Pencils p 2	
Cow p 26	Pink p 8	
Dad p 22, 24, 25	Please go back to your seat. p 16	
Doctor p 22	Please open the window. p 3	
Duck p 26	Please take a seat. p 2	
Ears p 14, 15	Purple p 8	
Egg p 26	Put your bags away. p 2	
Eyes p 12, 13, 14, 15	Rainbow p 8	
Family p 20, 24, 25	Raise your hands! p 12, 13	
Fine p 6, 7	Red p 8	
Finger p 25	See you again. p 6	
Five p 22, 23, 25	Shoulders p 14, 15	
Friend p 15, 17, 21	Sister p 20, 21, 24, 25	
Good-bye p 6, 7	Sit down. p 16, 17	
Grandma p 22, 24, 25	Stand up. p 16, 17	
Grandpa p 22, 24, 25	Take out your books. p 2	
Green p 8	Take out your pencils. p 2	
Hands p 12, 13, 15, 21	Thank you. p 3, 6, 7	
Head p 14, 15, 22	This is my brother. p 20	
Hello. p 4, 5, 6, 7	Three p 9, 17	
Hi p 4	Toes p 14, 15	
Jumping p 22, 23	Two p 15, 17	
Knees p 14, 15	Welcome! p 2	
Letter p 27		

# Picture Dictionary



apple p26



bear p26



bed p22



black p8



blue p8



brother p24



brown p8



clap p12




cow p26



Dad p24




duck p26




ears p14





egg p26



eyes p14



finger p25



Grandma p24




Grandpa p24



green p8



hand p12



head p14




knee p14




Mom p24



monkey p22




mouth p14



nose p14



orange p8



pencil p2



pink p8




purple p8



rainbow p8



red p8




shoulder p14



sister p20



toe p14



white p8



yellow p8



CD 1 Audio Track List		
Track	Unit	Student Book Section
2	Intro	Exercise 1. Listen and point
3	1	Exercise 1. Listen and do
4	1	Exercise 4. Greeting Game
5	1	Exercise 1. Listen and chant
6	1	Exercise 2. Listen and pronounce
7	1	Exercise 3. Listen and chant
8	1	Exercise 4. Greeting Relay
9	1	Exercise 1. Chant and point
10	1	Exercise 2. Listen and chant
11	1	Exercise 3. Color Race
12	1	Exercise 1. Chant and point
13	1	Exercise 3. Make a name card
14	2	Exercise 1. Listen, shout, and do
15	2	Exercise 3. Do It Quickly!
16	2	Exercise 1. Chant and point
17	2	Exercise 2. Listen, point, and pronounce
18	2	Exercise 3. The Teacher Says
19	2	Exercise 1. Listen and point
20	2	Exercise 3. Be the Teacher
21	2	Exercise 1. Chant and point at the big letters
22	2	Exercise 3. Short, Tall, and Tall Letters
23	3	Exercise 1. Listen and say
24	3	Exercise 4. Let's Shake Hands
25	3	Exercise 1. Chant and do
26	3	Exercise 2. Chant and change the names
27	3	Exercise 3. Five Little Monkeys Game
28	3	Exercise 1. Listen, point, and say
29	3	Exercise 3. Five Finger Game
30	3	Exercise 1. Listen and say
31	3	Exercise 3. Listen and write
32	3	Exercise 4. Guess the Letter

CD 2 Audio Track List		
Track	Unit	Workbook Section
2	1	Exercise 1. Listen and practice
3	1	Exercise 1. Listen and practice
4	1	Exercise 1. Listen and chant
5	1	Exercise 1. Listen and practice
6	1	Exercise 1. Listen, point, and practice
7	1	Exercise 1. Listen, point, and practice
8	1	Exercise 1. Listen and chant
9	1	Exercise 1. Listen and practice
10	2	Exercise 1. Listen, practice, and do
11	2	Exercise 1. Listen and practice
12	2	Exercise 1. Listen and chant
13	2	Exercise 1. Listen and practice
14	2	Exercise 1. Listen and practice
15	2	Exercise 1. Listen and practice
16	2	Exercise 1. Listen, point, and practice
17	2	Exercise 1. Listen, point, and practice
18	3	Exercise 1. Listen and practice
19	3	Exercise 1. Listen and practice
20	3	Exercise 1. Listen and practice
21	3	Exercise 1. Listen, chant, and do
22	3	Exercise 1. Listen and play
23	3	Exercise 1. Listen and practice
24	3	Exercise 1. Listen, point, and practice
25	3	Exercise 1. Listen and write

CD 3 Audio Track List		
Track	Unit	Phonics Practice Section
02	1	Exercise 1 Listen and say
03	1	Exercise 2 Point and say
04	1	Exercise 3 Say the key words
05	1	Exercise 1 Listen and touch the words
06	1	Exercise 2 Cover five words

الحد الأدنى	By the end of the year students will be able to:	الرمز
X	Recognize and produce the sounds of the English alphabet.	1/7/4
X	Recognize short and only some long vowels: {long /a/ as in "cake", long /e/ as in "sea", long /o/ as in "nose", and long /i/ as " kite"}.	2/7/4
X	Recognize and differentiate between some English letters (b & p), (f & v).	3/7/4
	Recognize and produce only some English digraphs such as, (th, sh, ch).	4/7/4
X	Recognize and match sounds to letters.	5/7/4
X	Participate verbally and non-verbally in short simple activities: greeting, giving and receiving commands and instructions.	6/7/4
X	Recognize intonation patterns of statements and questions.	7/7/4
X	Ask and respond to simple assigned sentences in present tense form with the verb (like) using first and second person singular and in affirmative, negative and interrogative statements and (Yes/No questions).	8/7/4
X	Ask and respond to basic questions about personal information using verb to be (am, is, are),(have got) and wh. questions (what, where, who, how).	9/7/4
X	Recognize and use indefinite articles (a, an) using (this and that).	10/7/4
X	Recognize and apply regular plural formation using (these and those).	11/7/4
X	Recognize and apply subjective pronouns correctly (I, You, He, She, It, We, They).	12/7/4
	Recognize prepositions of place (in, on)	13/7/4
	Talk about feelings in simple and short sentences.	14/7/4
X	Identify main colours ( red, blue, green, black, white, yellow. brown)	15/7/4
X	Identify and talk about classroom objects which are assigned in the book.	16/7/4
	Identify and talk about family members and possession using two possessive adjectives: (my, your)	17/7/4
	Identify and talk about food, animals, clothes.	18/7/4
	Talk about likes and dislikes.	19/7/4
	Be willing to listen to short digital and recoded materials.	20/7/4
X	Utter simple words and numbers (cardinal numbers 1-19).	21/7/4
	Read and count numbers in tens (10-100).	22/7/4
X	Read aloud simple words and sentences.	23/7/4
X	Read and match words to photos/drawings.	24/7/4
X	Read and comprehend simple short sentences.	25/7/4
X	Spell some simple sight words correctly.	26/7/4
	Be willing to read simple short illustrated stories.	27/7/4
X	Recognize and apply the directionality in writing English (e.g. left/right, top/bottom).	28/7/4
X	Use lined paper correctly with headline, midline, and baseline.	29/7/4
X	Copy words, numbers and simple short sentences.	30/7/4
X	Write upper/lower case letters correctly.	31/7/4
X	Use appropriate spacing between words and sentences.	32/7/4
	Write guided short answers to written questions.	33/7/4
X	Do controlled writing such as supplying missing letters and words.	34/7/4
X	Recognize and apply the punctuation and capitalization assigned for this grade: (capitalizing the beginning of names, sentences, questions and the use of full stop and question mark).	35/7/4






# How Old Are You?

## Talk Time

1 Listen and say.



2 Practice the talks in pairs.



3 Act out the talks in pairs.

# Fun Time!

Grammar Toolbox  
it's = it is

## 4 How Old Are You?

Quickly ask three people.



### I Can ...

- say my age.
- ask someone "How old are you?" and get the answer.







# Rhythms and Sounds

1 Listen and chant.




## Ten Little Camels

One little, two little, three little camels.

Four little, five little, six little camels.

Seven little, eight little, nine little camels.

Ten little camels here.



2 Listen and say.



1, 1, 1

6, 6, 6

2, 2, 2

7, 7, 7

3, 3, 3

8, 8, 8

4, 4, 4

9, 9, 9

5, 5, 5

10, 10, 10



# Fun Time!

3

## Clap and Guess the Number

How many times did your teacher clap?



### I Can ...

- chant the *Ten Little Camels* chant.
- play the Clap and Guess the Number Game.



GOAL 27




GOAL 28



# Words

1 Listen and point.



1. square



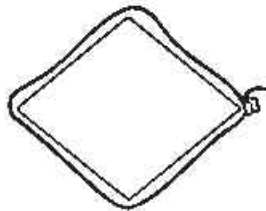
2. triangle



3. rectangle



4. circle



5. diamond



6. star



2 Listen and color.

3 Point at two shapes in the classroom.






# Fun Time!

## 4 Finger Shapes



Say the name of the shape your partner makes.



### I Can ...

- say the names of three shapes.
- find three shapes outside of home.



### Advice Time

Do your homework.







# Phonics

1 Listen and say.



FISH



GOAT



HAT



INK



JET

2 Trace and copy.



3 Listen and write.

F

G

H

I

J



1. F ISH 

2. G OAT 

3. H AT 

4. I NK 

5. J ET 

## Fun Time!

4 Big Air Writing  
Listen and write in the air!



### I Can ...

- make the sounds of the letters F, G, H, I, and J.
- write the letters A to J at home.



GOAL 31




GOAL 32

# Unit 2 What's This? What's That?



## Talk Time

1 Listen and say.



2 Practice the talks in pairs.

3 Act out the talks in pairs.



The answer:  
S1: what is this?  
S2: This is a pencil  
S1: what is this?  
S2: This is a pen  
S1: what is this?  
S2: This is a notebook  
S1: what is this?  
S2: this is a book



# Fun Time!


4 This is ... That's a/an  
Trace. Then point and say.



1

2

3



4

5

6

5 Now point to things in your classroom and ask as many people as you can.

**Grammar Toolbox**

This is **an** apple.

That's **a** book.

The answer 4/5:  
S1: what is this?  
S2: this is a book  
S1: what is that?  
S2: that is an apple  
S1: what is this?  
S2: this is a pen  
S1: what is that?  
S2: that is a pencil  
S1: what is this?  
S2: this is an eraser  
S1: what is that?  
S2: that is an orange



## I Can ...

- ask someone "What's this?", "What's that?" and get the answer.
- point and say "This is an apple" and "That's a book."





# Rhythms and Sounds

**1** Listen and chant.



**How old are they?**

**How old are you?**

**How old are you?**

**I am ten, I am ten.**

**How old is Abdullah?**

**How old is Abdullah?**

**He is ten. He is ten.**

**How old is she? How old is she?**

**Who is she? Who is she?**

**How old is Amina?**

**How old is Amina?**

**She is ten. She is ten.**

**How old are you?**

**How old are you?**

**We are ten. We are ten.**

**We are, they are.**

**We are, they are.**



The answer 2:  
How old are you?  
How old are you?  
I am ten, I am ten  
how old is Talal?  
How old is Talal?  
He is ten, he is ten  
how old is she?  
How old is she?  
who is she?  
who is she?  
How old is Mirah?  
How old is Mirah?  
she is ten, she is ten  
how old are you?  
how old are you?  
We are ten, we are  
ten  
we are, they are  
we are, they are  
we are all ten

**2** Change the names and chant.



The answer 4/5:  
Teacher: how old are you?  
s1: We are ten  
Teacher: how old is Nura?  
s2: she is nine  
Teacher: how old Rana and Amina?  
S3: They are ten  
Teacher: how old is Joe?  
S4: He is nine  
Teacher: how old is Sabah?  
S5: She is eight



# Fun Time!

How old are you?

We're ten.

3 Ask and answer.  
Guess and circle the age.



8 9 **10**



8 9 **10**



8 9 **10**



8 9 **10**



8 9 **10**



8 9 **10**



4 Listen and check.



## I Can ...

- ask "How old is he/ she?" and get the answer.
- ask "How old are we/ you/ they?" and get the answer.







# Words

1 Chant and point.



## What color is it? What color is it?

The answer 2/3:

What color is it? what color is it?

Is it orange? Is it white?

Is it black? Is it pink?

It is not orange, it is not white.

it is not black, it is not pink

it is brown.

It is a bear? Is that right?

Yes it is, you are right.

What color are they? What color are they?

Are they red? Are they green?

Are they yellow? Are they brown?

They are pink,

green, yellow, blue,

and white

They are pens, am I right?

Ye, you are, you are right!



Is it purple? Is it pink?



Is it red? Is it green?



It's not purple. It's not pink.

It's not red. It's not green.



It's black and white.



It's a cow. Is that right?



Yes, it is. You're right!

What color are they? What color are they?

Are they yellow? Are they blue?



Are they orange? Are they white?




They're yellow and orange

and blue and white...

They're parrots! Am I right?

Yes, you are. You're right!



# Fun Time!

2 Change the words and chant.



What color is it? What color is it?



Is it orange? Is it white?



Is it black? Is it pink?



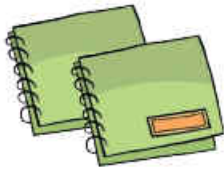
...



What color are they? What color are they?

Are they red? Are they green?

Are they yellow? Are they brown?



...



3 Ask and answer. Guess.

## I Can ...

- ask “What color is it?”, “Is it red?” and get the answer.
- ask “What color are they?”, “Are they black?” and get the answer.
















# Phonics

1 Listen and say.



- 1. F ISH 
- 2. I NK 
- 3. C OW 
- 4. H AT 
- 5. G OAT 
- 6. A PPLE 
- 7. J ET 
- 8. B EAR 
- 9. D UCK 
- 10. E GG 

## Advice Time

Keep your school things tidy.





# Fun Time!

2 Find and count the letters.

A = 4   B = 5   C = 5   D = 5   E = 4

F = 4   G = 6   H = 4   I = 4   J = 2



## I Can ...

- make the sounds of the letters A, B, C, D, E, F, G, H, I, and J.
- write the letters A to J.

